








HNS Survey #2

1. Looking at the map above, which neighbourhood do you live in?			
		Response Percent	Response Count
Downtown		23.7%	56
The Grove		9.3%	22
Queen's Park		13.1%	31
West Village		15.7%	37
Brock Park		6.4%	15
Allandale		25.8%	61
None of the above		5.9%	14
		<i>answered question</i>	236
		<i>skipped question</i>	0

2. On the chart below, please indicate what criteria you think are most important and least important as the City look accommodate more people and businesses in the historic neighbourhoods area in the future. I would like future development activity in my neighbourhood to:

	Very unimportant	Not important	Important	Very important	Don't know/no opinion	Rating Average	Response Count
Retain and incorporate existing significant heritage structures and features into new development	3.6% (7)	1.5% (3)	26.0% (51)	67.3% (132)	1.5% (3)	3.60	
Encourage mixed-use development (i.e. residential units with commercial / office spaces)	10.7% (21)	21.3% (42)	36.0% (71)	28.4% (56)	3.6% (7)	2.85	
Provide physical enhancements to the public realm such as heritage lighting, signage and street furniture	3.6% (7)	12.8% (25)	33.7% (66)	48.5% (95)	1.5% (3)	3.29	
Ensure streetscapes, paths and public spaces are pedestrian friendly	3.1% (6)	0.5% (1)	13.9% (27)	82.0% (159)	0.5% (1)	3.76	
Incorporate and/or protect public access to the waterfront and the downtown core	2.6% (5)	3.1% (6)	8.2% (16)	85.1% (166)	1.0% (2)	3.78	
Improve existing public amenity spaces such as parks, open space and/or recreational areas and facilities	3.6% (7)	3.6% (7)	34.4% (67)	57.9% (113)	0.5% (1)	3.47	
Encourage new development to adhere to higher standards which support environmental sustainability	3.1% (6)	2.6% (5)	34.7% (67)	55.4% (107)	4.1% (8)	3.49	
Encourage new development that is complementary to the site and surrounding area	2.1% (4)	2.1% (4)	29.3% (56)	63.9% (122)	2.6% (5)	3.59	
Minimize negative traffic impacts throughout the neighbourhood	2.6% (5)	5.2% (10)	29.9% (58)	60.3% (117)	2.1% (4)	3.51	
Encourage pedestrian modes of travel such as bicycling, walking, rollerblading etc.	2.6% (5)	5.1% (10)	30.3% (59)	60.0% (117)	2.1% (4)	3.51	
Encourage the use of pedestrian linkages and cycling paths to	2.1% (4)	7.2% (14)	31.4%	57.7%	1.5% (3)	3.47	

Connect new development to the surrounding community			(51)	(112)			
Encourage high quality design standards for new development that are complementary to the surrounding community	2.6% (5)	2.6% (5)	27.9% (53)	64.2% (122)	2.6% (5)	3.58	
Other (please specify)							
answered question							
skipped question							

3. Referring to the chart above, please indicate the type of development options you feel are appropriate in different areas of the historic neighbourhoods. Check all that apply.

	Low Density	Medium Density	High Density	Response Count
Local roads - neighbourhood residential streets	83.2% (153)	28.8% (53)	2.7% (5)	184
Major (arterial) roads - e.g. Dunlop St, Bayfield St, Wellington St, Anne St, Bradford St, Essa Rd, Burton Ave	16.4% (30)	61.2% (112)	39.3% (72)	183
Collector roads (feeding arterial roads) - e.g. Grove St, Toronto St, Penetang St, Sophia St, Eccles St, Innisfil St, Gowan St, Bayview Dr.	38.3% (70)	67.8% (124)	11.5% (21)	183
Lakeshore Drive	23.9% (42)	48.9% (86)	41.5% (73)	176
Surrounding transit stations - e.g. Barrie Transit Terminal, GO Transit Station	16.4% (30)	56.8% (104)	47.5% (87)	183
Primary intersections - e.g. Bayfield St & Grove St and Dunlop St & Anne St	10.4% (19)	66.1% (121)	38.3% (70)	183
Downtown core - e.g. 5-Points Intersection, Dunlop St and Collier St	13.7% (25)	65.9% (120)	36.8% (67)	182
Around local retail areas	19.3% (34)	70.5% (124)	27.3% (48)	176
			Other (please specify)	32
			answered question	185
			skipped question	51

4. How can your neighbourhood best accommodate more people in the future? From the menu below, please select the options that you agree would be appropriate in your neighbourhood.

	Agree	Disagree	Response Count
Home owners adding secondary suites, basement apartments or granny flats in their houses	45.5% (85)	54.5% (102)	187
Developing mid-rise or high-rise apartments / condos in the downtown core	58.3% (109)	41.7% (78)	187
Developing mid-rise or high-rise apartments / condos around GO Stations and transit stations	72.0% (134)	28.0% (52)	186
Convert historic employment / institutional buildings to residential or mixed residential and commercial uses	68.1% (126)	31.9% (59)	185
	<i>answered question</i>		188
	<i>skipped question</i>		48

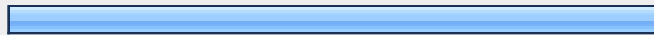

5. From the menu below, please select the options you agree would be most appropriate for redeveloping vacant lots and derelict properties in your neighbourhood.

	Agree	Disagree	Response Count
Single family housing	74.3% (130)	25.7% (45)	175
Townhouses	67.6% (123)	32.4% (59)	182
Duplexes	63.3% (114)	36.7% (66)	180
2 -3 storey walk-up apartments	55.0% (99)	45.0% (81)	180
	<i>answered question</i>		187
	<i>skipped question</i>		49

6. From the menu below, please select the options you agree would be most appropriate for redeveloping vacant lots and derelict properties along major arterial roads such as Essa Road and Bradford Street.

	Agree	Disagree	Response Count
Low- or medium-density residential units	65.7% (117)	34.3% (61)	178
Mixed uses such as commercial / retail on the first floor and low- or medium-density residential units above	85.6% (154)	14.4% (26)	180
High-density residential units such as high-rise apartments or condominium buildings	43.9% (79)	56.1% (101)	180
Mixed uses such as commercial / retail on the first floor and high-density residential units above	57.1% (105)	42.9% (79)	184
	<i>answered question</i>		187
	<i>skipped question</i>		49




7. Do you have other suggestions for how to accommodate more people in your neighbourhood?

		Response Percent	Response Count
1.		100.0%	56
2.		35.7%	20
3.		28.6%	16
	<i>answered question</i>		56
	<i>skipped question</i>		180

8. How can your neighbourhood best accommodate more businesses? From the menu below, please select the options that you agree or disagree would be appropriate ways to support additional businesses in your neighbourhood.

	Agree	Disagree	Response Count
Owners should redevelop vacant lots and derelict properties with local retail / service stores on the first floor and residential units above	73.8% (135)	26.2% (48)	183
Historic buildings should be adapted for reuse by local businesses	77.7% (143)	22.3% (41)	184
Business should be accommodated along major roads and at major intersections	85.1% (154)	14.9% (27)	181
Businesses should be developed in the downtown core	95.1% (176)	4.9% (9)	185
Businesses should be developed around GO Stations and transit stations	84.7% (155)	15.3% (28)	183
Everyday convenience businesses should be permitted in areas that are primarily residential	65.4% (119)	34.6% (63)	182
	<i>answered question</i>		187
	<i>skipped question</i>		49

9. Do you have other suggestions for appropriate ways to support additional businesses in your neighbourhood?

		Response Percent	Response Count
1.		100.0%	48
2.		45.8%	22
3.		20.8%	10
	<i>answered question</i>		48
	<i>skipped question</i>		188

10. From the menu below, please indicate the importance of the following options as ways to ensure safe and attractive residential streets while accommodating growth.

	Very unimportant	Not important	Important	Very important	Don't know/no opinion	Rating Average	Response Count
City should set out specific criteria for new development in the historic neighbourhoods	3.8% (7)	3.8% (7)	37.3% (69)	54.6% (101)	0.5% (1)	3.43	
City council should establish a design review committee for large developments proposed in the historic neighbourhoods	3.8% (7)	3.2% (6)	31.2% (58)	60.8% (113)	1.1% (2)	3.51	
Signage and lighting should be consistent throughout the historic neighbourhoods	4.3% (8)	4.3% (8)	44.6% (83)	45.2% (84)	1.6% (3)	3.33	
Other (please specify)							
answered question							
skipped question							




11. From the menu below, please indicate the importance of the following options as ways the City can improve and enhance existing public spaces.

	Very unimportant	Unimportant	Important	Very important	Don't know/no opinion	Rating Average	Res C
Increase the amount and/or quality of landscaping	2.7% (5)	4.9% (9)	50.8% (94)	40.5% (75)	1.1% (2)	3.31	
Widen sidewalks	2.2% (4)	25.5% (47)	43.5% (80)	25.0% (46)	3.8% (7)	2.95	
Add additional benches and seating	3.2% (6)	15.1% (28)	45.4% (84)	34.6% (64)	1.6% (3)	3.13	
Remove existing benches and seating	47.5% (84)	33.9% (60)	1.7% (3)	2.8% (5)	14.1% (25)	1.53	
Encourage installment of public art	7.1% (13)	19.0% (35)	44.6% (82)	22.3% (41)	7.1% (13)	2.88	
Provide additional bus shelters	3.8% (7)	18.4% (34)	47.6% (88)	23.2% (43)	7.0% (13)	2.97	
Remove existing bus shelters	48.3% (83)	29.7% (51)	3.5% (6)	1.2% (2)	17.4% (30)	1.49	
	Other (please specify)						
	answered question						
	skipped question						

12. Respondents to the first historic neighbourhoods survey identified the items in the chart below as being important for the City to address. Please indicate those that you feel are a high priority, medium priority or low priority and those that are not a priority. City Hall should:

	High priority	Medium priority	Low priority	Not a priority	Response Count
Maintain naturalized spaces	72.6% (135)	23.1% (43)	2.2% (4)	2.2% (4)	186
Ensure sidewalks and public pathways are cleared of snow in the winter months	81.2% (151)	15.6% (29)	2.2% (4)	1.1% (2)	186
Improve the quality of public spaces by quickly removing illegal signs, graffiti and refuse	72.3% (133)	21.7% (40)	4.9% (9)	1.1% (2)	184
Continue to grow, link and improve the safety of our biking trails	49.5% (92)	42.5% (79)	7.0% (13)	1.1% (2)	186
Replace aging park equipment and look at new recreational opportunities in existing parks	42.7% (79)	48.1% (89)	7.6% (14)	1.6% (3)	185
Provide an identity to our neighbourhoods through the use of unique street signs and/or light standards and street furniture	44.6% (83)	33.9% (63)	17.7% (33)	3.8% (7)	186
Address property standards issues and garbage in a timely manner	71.9% (133)	22.7% (42)	4.3% (8)	1.1% (2)	185
Address derelict properties	81.1% (150)	14.6% (27)	2.7% (5)	1.6% (3)	185
Support community organization to assist citizens to more effectively interact with City Hall	50.3% (93)	42.7% (79)	6.5% (12)	0.5% (1)	185
Improve communication with residents regarding issues that affect their neighbourhoods	72.8% (134)	24.5% (45)	2.7% (5)	0.0% (0)	184
Implement urban design standards that foster a sense of place	56.0% (103)	29.9% (55)	9.8% (18)	4.3% (8)	184
Ensure new development adds to the public realm such as providing street furniture, public art, and landscaping	47.6% (88)	36.2% (67)	14.1% (26)	2.2% (4)	185
Ensure historic buildings and					

facades are featured in new developments	71.6% (131)	21.3% (39)	3.8% (7)	3.3% (6)	183
Support restoration of historic homes and buildings	80.1% (149)	14.0% (26)	4.3% (8)	1.6% (3)	186
Ensure access to basic amenities including grocery stores and pharmacies	73.4% (135)	20.1% (37)	6.0% (11)	0.5% (1)	184
Encourage investment in historic buildings, facades and vacant sites	73.5% (136)	20.0% (37)	3.8% (7)	2.7% (5)	185
Work with social agencies, police and citizens to increase safety	74.1% (137)	22.7% (42)	3.2% (6)	0.0% (0)	185
Ensure the waterfront remains accessible from neighbourhoods and increase access, where possible, through new developments	86.6% (161)	10.8% (20)	2.2% (4)	0.5% (1)	186
Invest in neighbourhood roads and sidewalks	69.9% (128)	26.2% (48)	3.3% (6)	0.5% (1)	183
Beef up enforcement of property standards by-laws	58.2% (107)	31.0% (57)	9.8% (18)	1.1% (2)	184
Support neighbourhood schools	71.4% (132)	18.9% (35)	8.6% (16)	1.1% (2)	185
Enforce existing noise by-laws	63.0% (116)	27.2% (50)	7.6% (14)	2.2% (4)	184
	answered question				186
	skipped question				50

13. What have we missed? Please provide up to three additional items that you believe are important for the City to address.				
			Response Percent	Response Count
1.			100.0%	59
2.			62.7%	37
3.			37.3%	22
	answered question			59
	skipped question			177

14. Neighbourhoods have a unique sense of place and character that define a community and the people who live there. In the space below, please briefly sum up your vision of your neighbourhood in the future. Consider its physical condition, the nature and quality of future facilities and its social and economic fabric.

		Response Count
		113
	<i>answered question</i>	113
	<i>skipped question</i>	123

15. If you would like to share additional thoughts, please provide this information below, or send an email to sforfar@barrie.ca. Also, you can stay in touch with the HNS initiative by logging on to hns.barrie.ca and the HNS Facebook page.

		Response Count
		30
	<i>answered question</i>	30
	<i>skipped question</i>	206